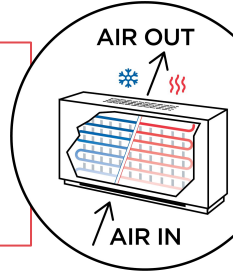


# Lord-Saunders Sustainable Layout

Problems? Submit a Work Order: <https://oberlin.topdesk.net/>  
Contact Campus Safety for Emergencies: 440-775-8444

**CARBON  
NEUTRAL** 



Keep the top, bottom, and front of the **Fan Coil Unit (FCU)** uncovered

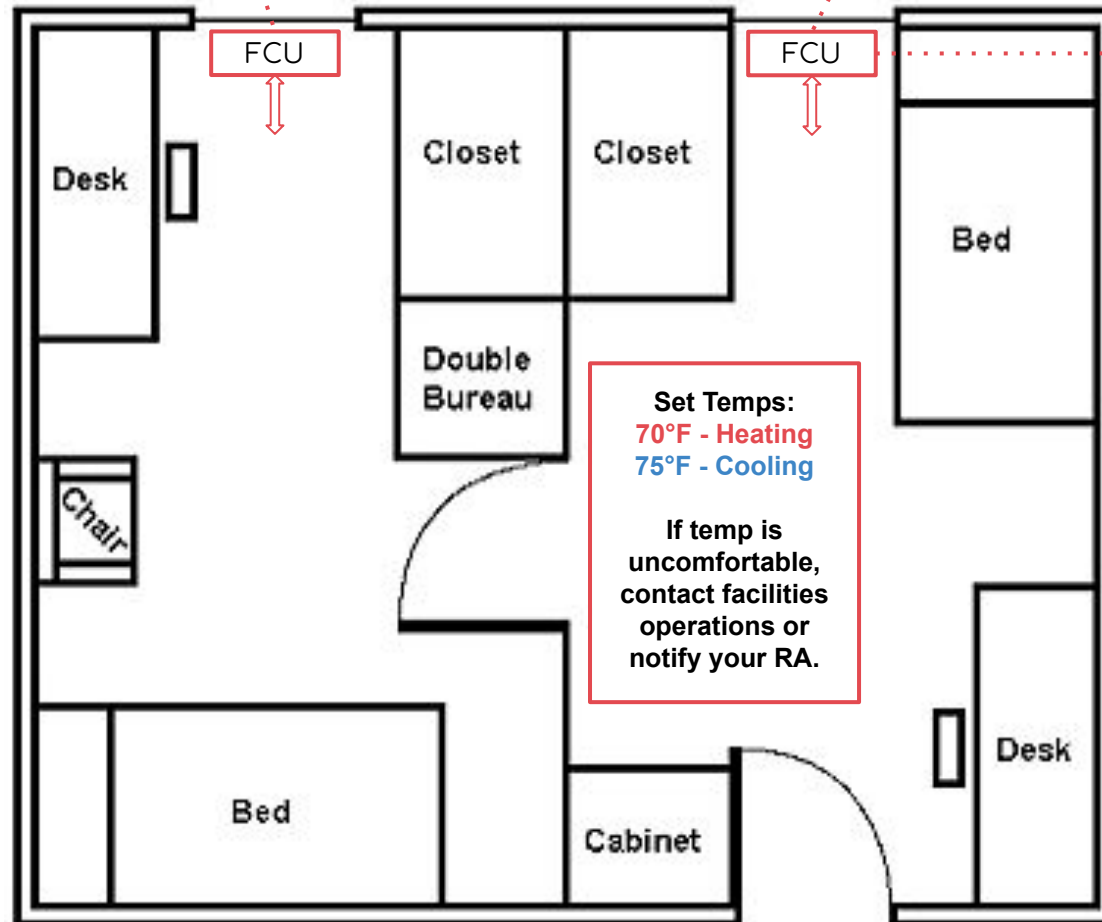
Keep items **1 ft away** from the **FCU** to ensure proper air intake to heat and cool the room.

Locking **windows** seals in heating and cooling

Closing **blinds** keeps heat out in the summer and heat inside during the winter

**Not so fun facts:**  
Taking a shower uses the same amount of energy as keeping the lights on in 20 dorm rooms!

On the hottest and coldest days of the year, Oberlin may still use gas for energy. This means it is important to be most mindful of these tips on those days.



**Water** around the FCU = Broken

Keep things **unplugged** when not using

Set Temps:  
**70°F - Heating**  
**75°F - Cooling**

If temp is uncomfortable, contact facilities operations or notify your RA.

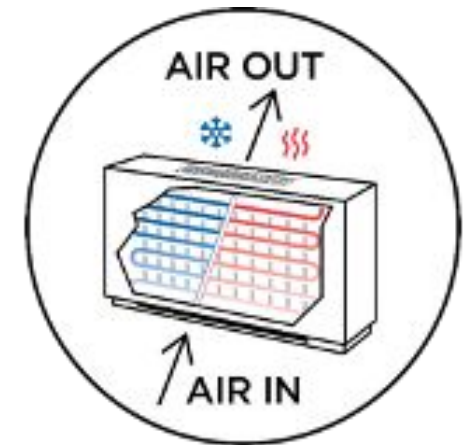
By implementing these small changes and using the heating/cooling systems efficiently, you help save energy and contribute to making Oberlin carbon neutral by 2025!

Learn more: <https://carbonneutral.oberlin.edu/>

# Operating Your Heating & Cooling System

Heating and cooling buildings is the largest part of our campus carbon profile. Oberlin College and Conservatory has a goal to achieve carbon neutrality by 2025. By understanding the heating and cooling system in your room and by taking a few steps, you can achieve comfort and help reduce carbon emissions on campus.

- The heating and cooling unit in your room is called a “fan coil unit.”
- Air flows into the fan coil (intake) from the bottom and front of the unit. The air is then heated or cooled and blows out of the top of the fan coil (output).
- **Clear your personal items from the floor around the fan coil unit.** It is best to move all furniture, clothing, books, and other items at least 12 inches away from the fan coil. This allows for proper air intake to the unit.
- **Clear your personal items from the top of the fan coil unit.** This allows the unit to blow warm or cool air into your room without being blocked.
- If your room is too cold or too hot, please check the area around the unit to see if there is anything blocking to the air intake or discharge.



Clear items from on top of and around the fan coil unit