

Aggression During Conflict with Parents, Romantic Partners, and Close Friends

Preliminary Findings from the
Continuity of Close Relationship Project

Nancy Darling & Andrew Burns

Bard College

Catherine Cohan

The Pennsylvania State University


Thanks to the many students involved in this project, including Sara Clark, KC Collins, Elizabeth Graham, Clayton Kennedy, Raul Jara, Sara Lovett, Rebekah Nelson, Setti-Semhal Petros, Amanda Selin, Jacqueline Stahl & Erika van der Velden,

Funded by the National Institutes of Health

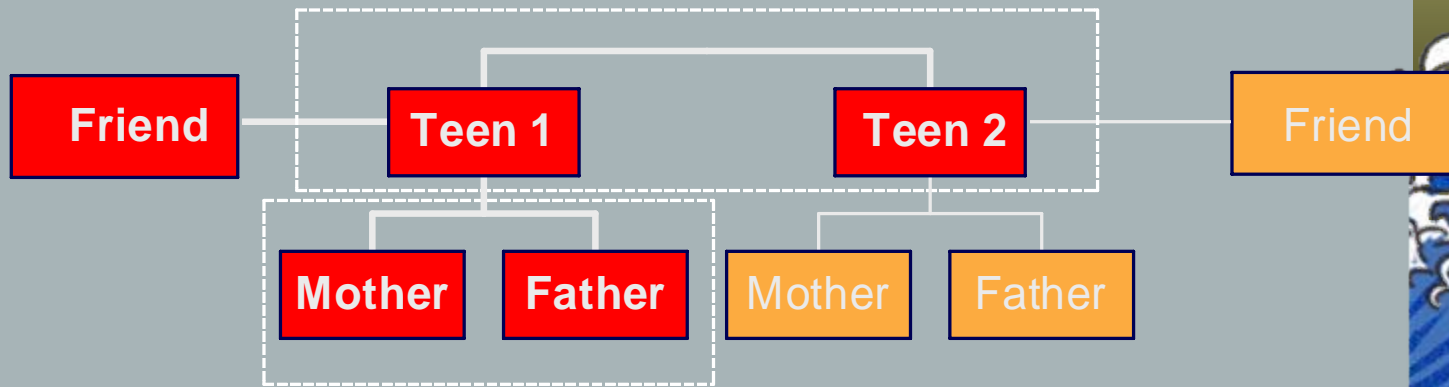


The Continuity of Close Relationships Project

- ▶ *How similar are adolescents' relationships with romantic partners to other relationships in their lives?*
- ▶ *How similar are adolescents' romantic relationships to their parents' marriages?*
- ▶ *How do relationships with romantic partners affect emotional regulatory processes?*



Data Collection Strategy:




Data Source:

Self Report

Self &
Other Report

Observations




Questions:

- ▶ *How commonly is aggression used as a conflict resolution strategy in adolescents' romantic relationships?*
- ▶ *To what extent are these strategies similar to those used in relationships with parents and same-sex friends?*
- ▶ *To what extent do self-reports, partner-reports, and observed interactions lead to similar conclusions about the use of aggression?*




Method: Sample

- ▶ *31 currently dating couples*
 - ▶ *Dating at least 4 weeks*
 - ▶ *At least one adolescent currently a high school junior or senior*
 - ▶ *At least one adolescent's parents currently married to each other*
- ▶ *Recruited via advertisement and direct phone recruitment*



Sample Characteristics:

- ▶ *Dating 1-30 months, median=7 months*
- ▶ *Known each other 1-120 months, median=18 months*
- ▶ *Boys slightly older than girls:*
 - ▶ *Boys 17.6 Girls: 16.9*
- ▶ *Ethnicity reflects area*
 - ▶ *81% European-American, 7% Asian-American, 3% Latino, 8% Ethnically mixed*
- ▶ *79% from intact families living with both parents*



Protocol

▶ *Questionnaires:*


▶ *Conflict in Relationships Scale¹*

- ▶ *Adolescents reported on Self and Partner use of 36 different tactics*
- ▶ *Target: Relationships with Mother, Father, Romantic Partner, Same-sex peer*

▶ *Videotaped Social Interactions*

- ▶ *Two Social Support (10 minutes each)*
- ▶ *Two Conflict Resolution (7 minutes each)*

Wolfe, D. A., Wekerle, C., Reitzel-Jaffe, D., & Lefebvre, L. (1998). Factors associated with abusive relationships among maltreated and nonmaltreated youth. *Development and Psychopathology*, 10(61-85).



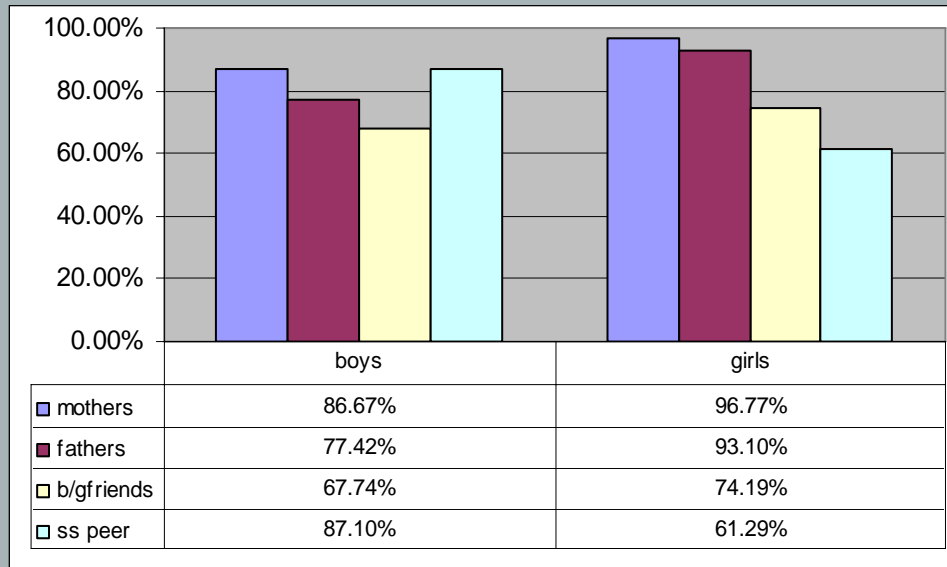
Measures of Aggression

- ▶ *Verbal aggression:*
 - ▶ *Spoke in a mean or hostile tone of voice*
 - ▶ *Insulted this person with put downs*
 - ▶ *I ridiculed or made fun of this person*
- ▶ *Direct or implied physical threats:*
 - ▶ *I threatened to hurt this person*
 - ▶ *I threatened to hit this person or throw something at him/her*
 - ▶ *I hit, kicked, or punched something, like a wall*
 - ▶ *I destroyed or threatened to destroy something this person valued*
 - ▶ *I deliberately tried to frighten this person*
- ▶ *Physical aggression*
 - ▶ *I kicked, hit, or punched this person*
 - ▶ *I slapped this person or pulled his/her hair*
 - ▶ *I threw something at this person*
 - ▶ *I pushed, shoved, or shook this person*



Verbal aggression used in 80% of relationships

self report



Boys:

- *No significant difference across roles*
- *less likely to report in relations with girlfriends than friends*

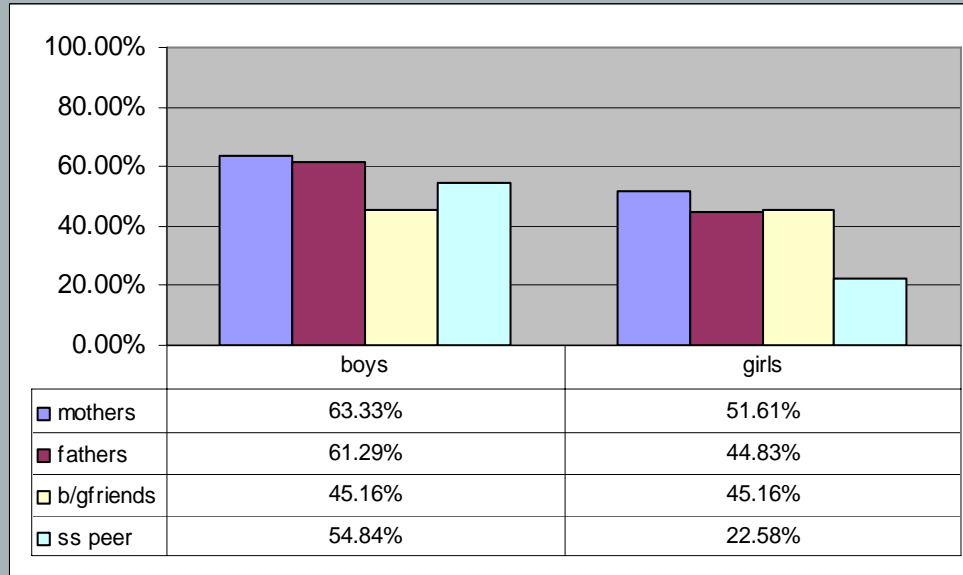
Girls:

- *Differential use of aggression across roles*
- *least likely with same-sex best friends ($p < .01$)*



Physical threats used in 49% of relationships

self report



Boys:

- ▶ *Less likely to use in relations with girlfriends than with peers*

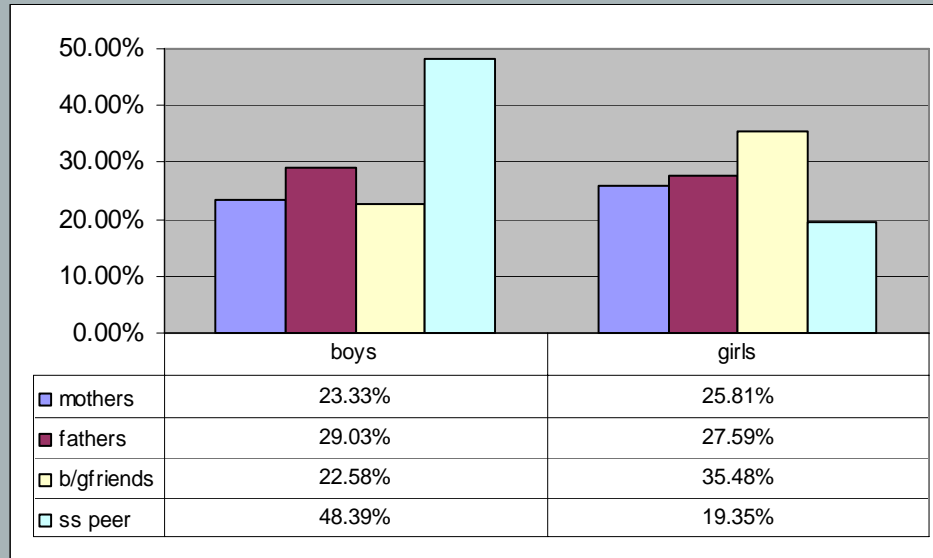
Girls:

- ▶ *Less likely to use with friends than others*
- ▶ *Twice as likely to use with boyfriend than with friend*



Physical aggression used in 29% of relationships

self report




Boys

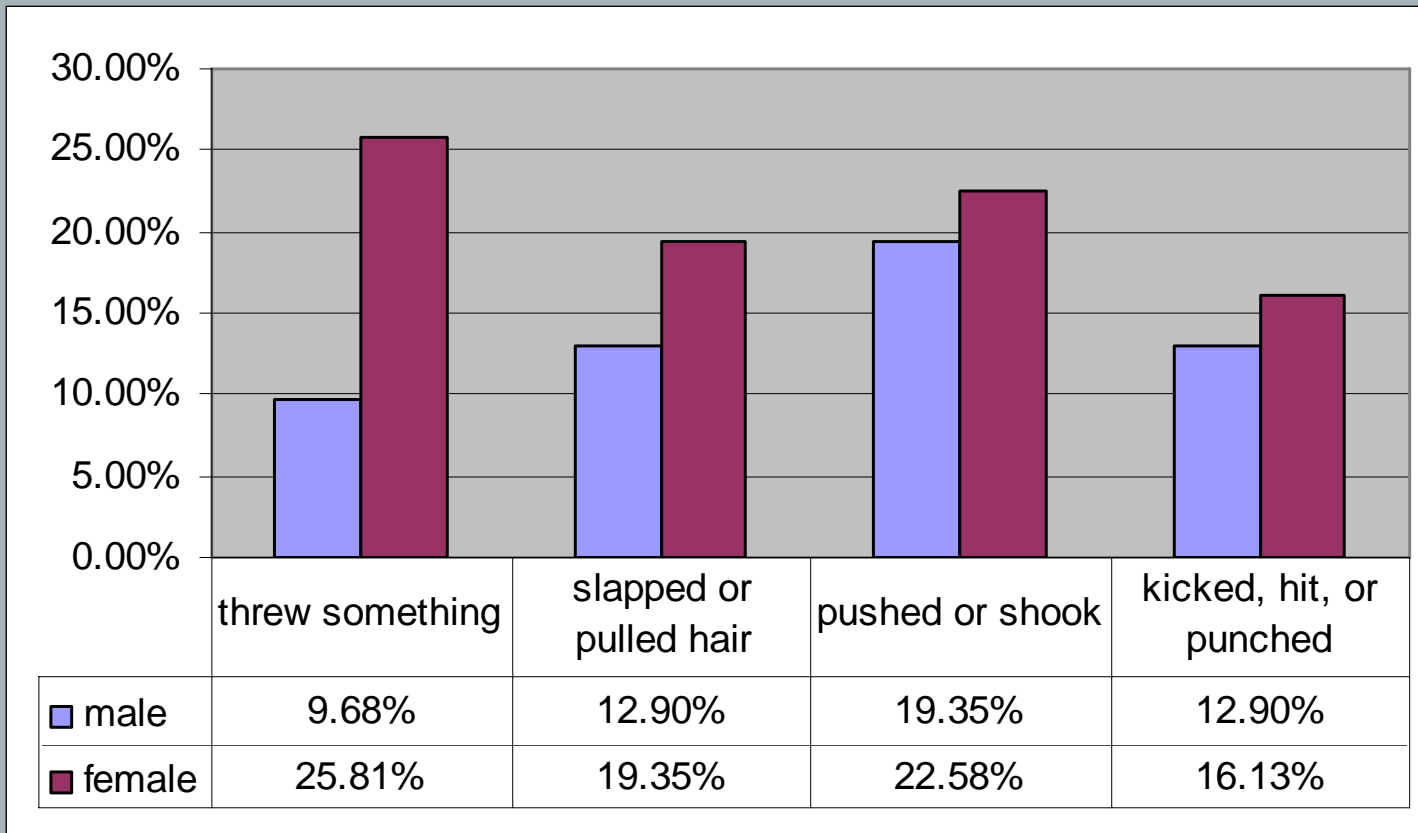
- ▶ *more likely to use than girls overall*
- ▶ *least likely to use with girlfriends - 23% v. 48% with friends*

Girls

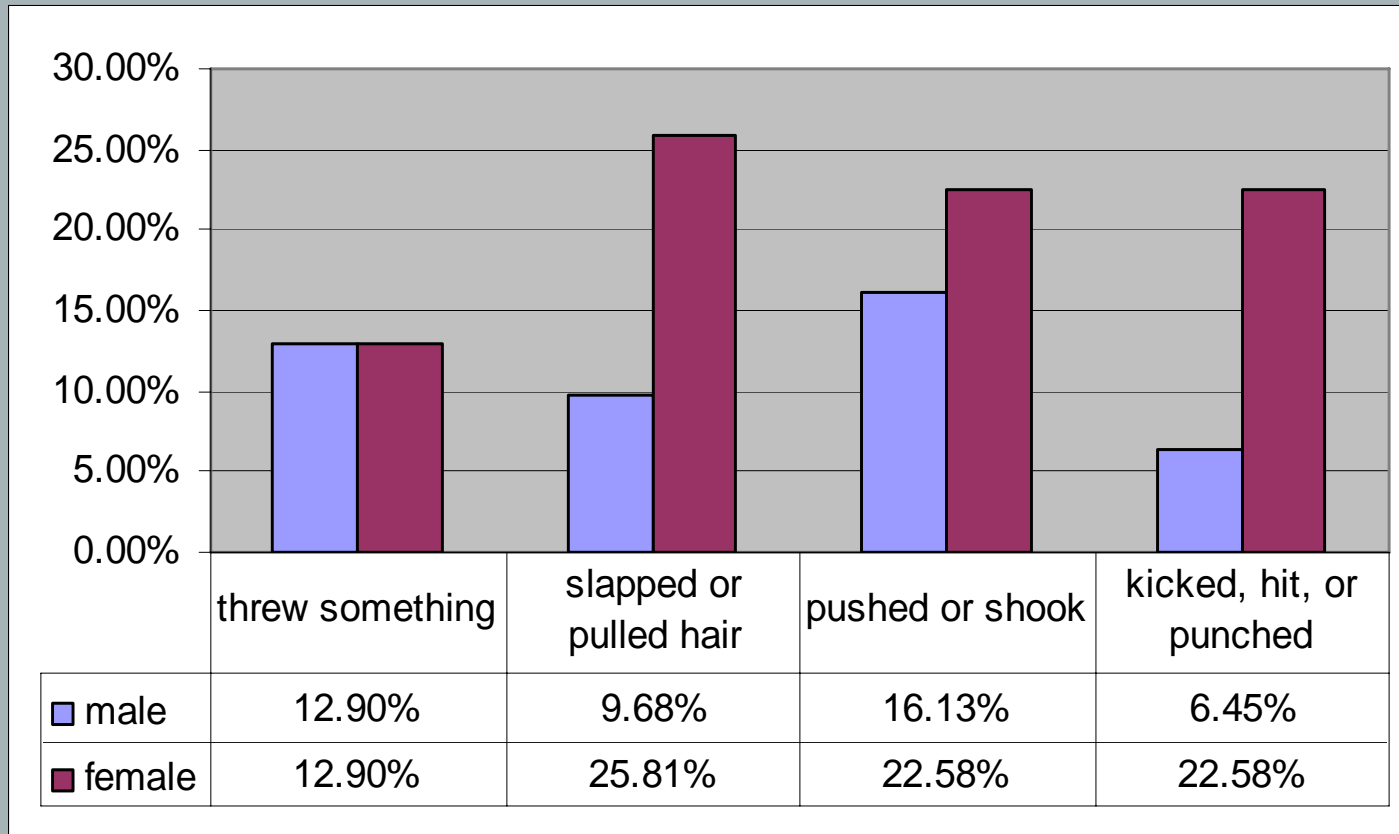
- ▶ *most likely to use with boyfriends - 35% v. 19% with friends*



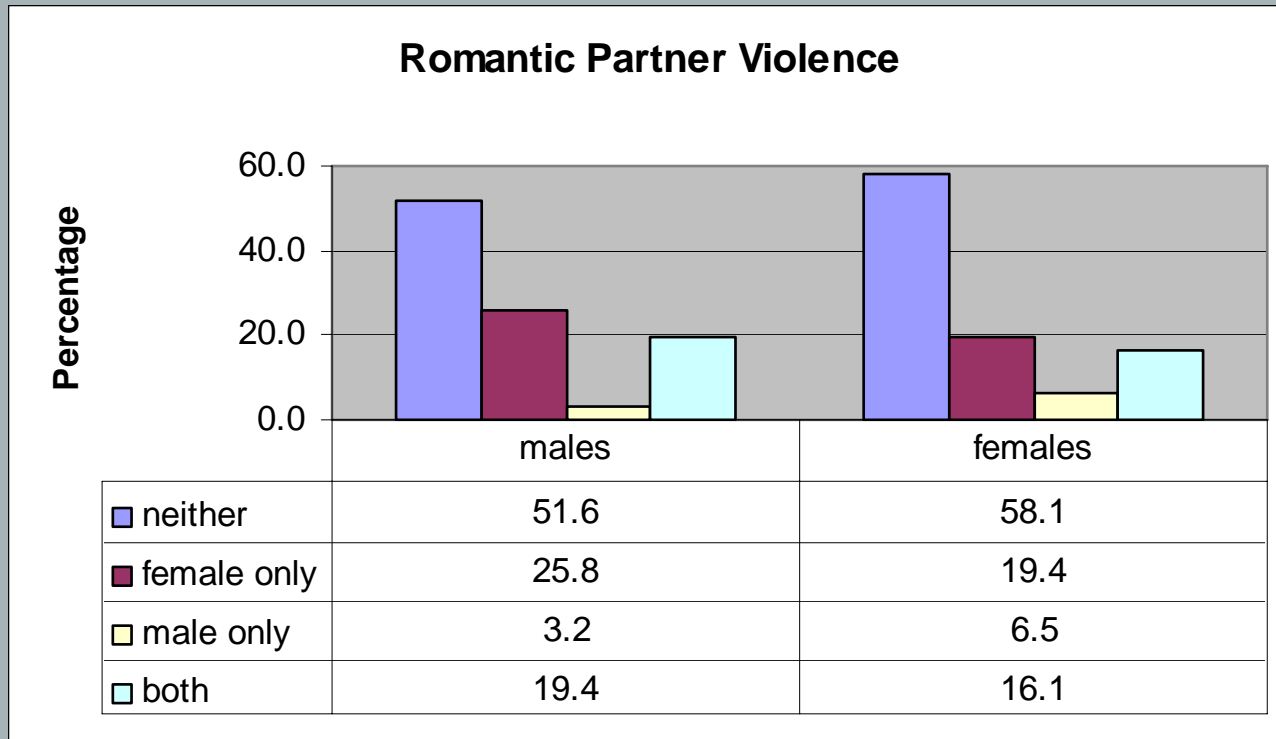
Type of Physical Aggression: Self-Report in Romantic Relationship



Type of Physical Aggression: Partner-Report in Romantic Relationship




Dyad Level



- *Most individuals report that couple violence is symmetrical*
- *When asymmetrical, it is most often female only*

Conclusions

- ▶ *All forms of aggression are fairly common in adolescent relationships*
 - ▶ *Threatened or actual use of physical aggression is present in a sizeable minority of relationships*
- ▶ *Distinctive patterns of aggression are reported by males and females:*
 - ▶ *Males:*
 - ▶ *Conflict highest in relationships with same-sex friends*
 - ▶ *Least likely to be expressed in relationships with girlfriends*
 - ▶ *Females:*
 - ▶ *Conflict lowest in relationships with same-sex best friend*
 - ▶ *Most likely to be expressed in threatened or actual violence in relationships with boyfriends*



Why do boys behave better than expected?

Why do girls behave worse?

- ▶ *Girls bring strong conflict resolution skills from same-sex friendships to romantic relationships*
- ▶ *Boys bring relatively weak conflict resolution skills from same-sex friendships to romantic relationships*
- ▶ *From this, we might have predicted that boys would be more physical in romantic relationships and girls less so*
- ▶ *Data from multiple sources in this data, consistent with prior work (see Archer, 2002 for a meta-analysis), suggests that this is not true.*
- ▶ *We're left with a puzzle. Why?*

